



Multi-mode Fiber Laser

YLPM-20000-W

YLPM-20000-W EO conversion efficiency is high, design redundancy, long-term use of low attenuation rate, using multi-module design, can achieve module independent control, is a compact volume, good beam quality, maintenance-free high power fiber laser, with excellent thick plate cutting performance, air cutting faster, higher perforation efficiency.

Advantages

- Multi-module design, stable operation, less failure;
- Power fluctuation less than 3%, response speed less than 5us;
- The design redundancy is larger, long-term stable and reliable operation;
- Laser output power closed-loop control, more stable processing;
- Higher laser output energy density, excellent beam quality.

Applications

Widely used in laser cutting, laser welding, laser cladding, laser brazing, laser surface heat treatment, etc., the application of hardware, medical, automotive, shipbuilding, aviation, construction machinery and other fields.

The professional performance laser series of GW is aimed at customers who have the pursuit of product performance indicators, the replacement of imported products or the product functionality requirements. Product design to the first-line brand, with better product performance indicators, perfect functions, design redundancy is greater, to provide customers with more value-added space.

- 976nm high efficiency pumping technology, EO efficiency $\geq 42\%$
- CHF technology, improve cutting speed and meet cutting consistency requirements
- Multi-module design, can achieve independent module control, abnormal circumstances can be closed abnormal single module, the product is still sustainable operation
- The output core diameter can be customized to meet the application requirements of multiple scenarios



EO conversion efficiency $\geq 42\%$



Easily process high anti materials



Power closed loop control

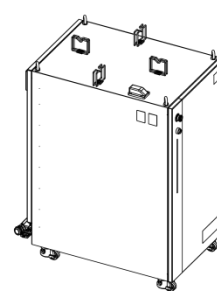
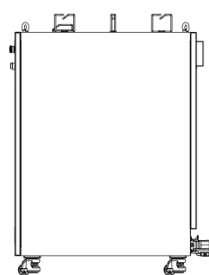
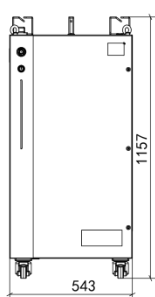
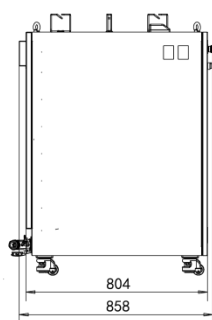


Custom waveform output

Multi-mode Fiber Laser

YLPM-20000-W

Product specification parameter	YLPM-20000-W
Output Power (watt)	20000
Operating Mode	CW/Pulse/Built-in program
Output Power Range (%)	1-100
Output Laser Wavelength (nm)	1070±10
Beam Quality	50kHz
Interface Type	Q+
Delivery Fiber Core Diameter (conventional configuration, optional)	100um
Cooling Method	Water-cooling
Ambient Temperature Range (°C)	5-45
Input Voltage	380VAC/50Hz
Dimension (mm)	804x 543 x 1157 (L×W×H)
Weight (kg)	420



Unit: mm

Legal Notice: All product information is believed to be accurate and subject to change without notice.

Legal statement:

GW smart fiber laser products are designed in strict accordance with safety regulations. All production is in accordance with international standards and regulations currently in force in the country. Each GW laser has a warning sign as shown in the figure.

MAX. AVERAGE OUTPUT POWER: 12 kW
MAX. PEAK OUTPUT POWER: 20 kW
PULSE DURATION: 0.2-2 ms
PULSE REPETITION RATE: 50 Hz-10 kHz
WAVELENGTH RANGE: 900-1200 nm

DANGER - INVISIBLE LASER
RADIATION AVOID EYE OR SKIN
EXPOSURE TO DIRECT OR
SCATTERED RADIATION
CLASS 4 LASER PRODUCT

IEC 60825-1:2014



GW(Shanghai) Laser Technology Co.,Ltd. Tel: +86 2139721122 Email: sales@gwlaser.tech

Web: www.gwlaser.tech Addr: Building 5-1, No.398, Shuanglian Road, Xujing Town, Qingpu District, Shanghai